

CP 20G HIGH PRESSURE GAS COMBI PACK

APPLICATION

High (mains) pressure gas continuous flow hot water systems.

FEATURES/BENEFITS

- Premium quality gas continuous flow combi-pack. All required valves in the one pack for ease of use and confident installation / commissioning.

SPECIFICATIONS

Pressure Limiting Stop Valve 20mm (LSV20-500C)

- Isolating valve
- Stainless Steel Filter 250 micron
- DR Brass Body
- Pressure Setting: 500kPa
- High Flow rate up to 74 litres/minute

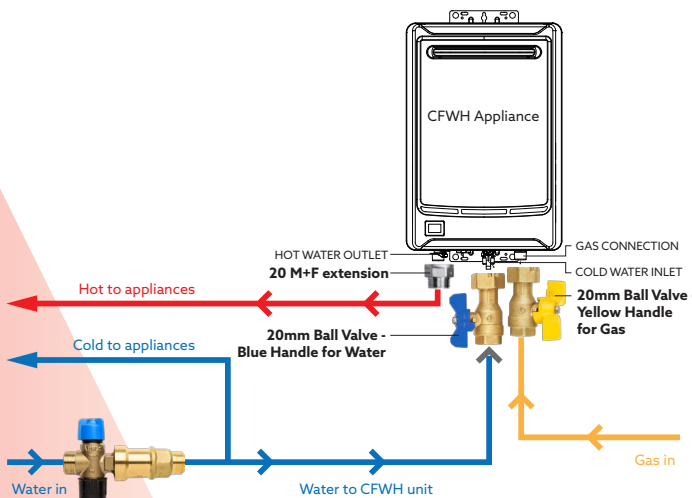


20mm Ball Valve - Blue Handle for Water

- Forged brass ball valve
- Aluminium T-handle
- Thread ends ISO228
- Nominal pressure (PN) in bar: 20
- Temperature range: -30°C to 95°C

20mm Ball Valve - Yellow Handle for Gas

- Forged brass ball valve
- Yellow aluminium T-handle
- Thread ends ISO228
- Nominal pressure (PN) in bar: MOP5
- Temperature range: -10°C to 80°C

PLUS 1 x MF 20mm, 1 x 20mm Fibre Washer (Gas) and 1 x 20mm Rubber Washer (Water)



INSTALLATION INSTRUCTIONS

INSTALLATION FOR MAINS PRESSURE GAS CONTINUOUS FLOW WATER HEATERS in accordance with NZBC Clause G12 (2001) and NZS 4607:1989. Valves manufactured to NZS 4608:1992.

- Do NOT install Limiting Stop Valve in the ground
- Limiting Stop Valve Maximum Temperature: 40°C
- Maximum Inlet Pressure: 2000 kPa
- Refer to water heater manufacturer's installation instructions for installation requirements.

PRODUCT CODES

CP20G 20mm 500kPa