

Series 2000SS-AUS

Double Check Valve

Size: DN65-DN300

The series 2000SS Double Check Valves are designed to prevent the reverse flow of polluted water from entering the potable water supply. These models can be applied, where approved by the local authority, for cross connection control in Medium and Low Hazard installations. Series 2000SS feature short end-to-end dimensions, light weight stainless steel body, and low head loss.

Features

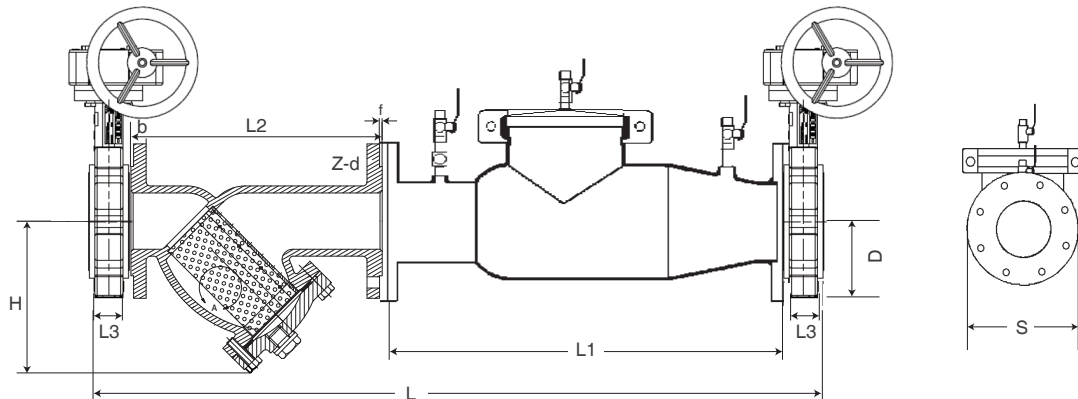
- Patented Cam-Check Assembly provides low head loss
- Short lay length is ideally suited for retrofit installations
- Stainless Steel body is half the weight of competitive designs reducing installation and shipping cost
- Stainless steel construction provides long term corrosion protection and maximum strength
- Single top access cover with two-bolt grooved style coupling for ease of maintenance
- No special tools required for servicing
- Compact construction allows for smaller vaults and enclosures
- May be installed in horizontal or vertical "flow up" position

Material

Component	Material
Internal Metal Parts	Stainless Steel
Valve Body	Stainless Steel
Check Assembly	Norly®

Norly® is a registered trademark of General Electric Company.

Installation Dimensions




Size	Dimensions							Net Weigh for Device Only kg.
	L	L1	L2	L3	D	H	S	
65	869	559	218	46	89	100	178	31
80	899	559	248	46	95	98	191	32
100	958	559	295	52	114	105	229	33
150	1159	699	348	56	140	140	279	54
200	1281	749	410	61	171	173	343	82
250	1400	749	515	68	200	202	406	86
300	1421	749	595	77	241	228	483	95

Characteristic Curves

Flow curves as tested by Underwriters Laboratory per UL 1469,1996.

* Rated flow **UL Tested flow



Specification

- Device: AS/NZS 2845.1, ASSE Std. 1015, AWWA C510-92, CSA B64.5, UL 1469
- Connections: AS2129 Table E

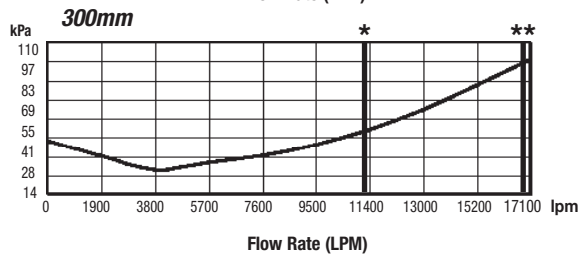
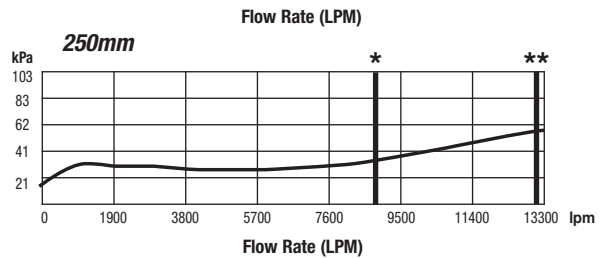
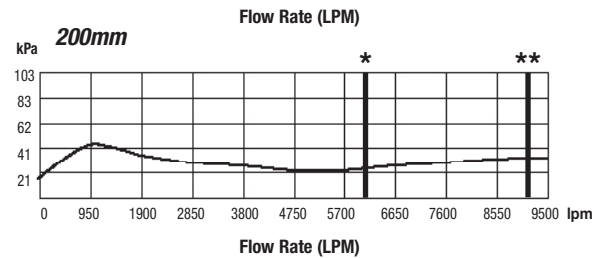
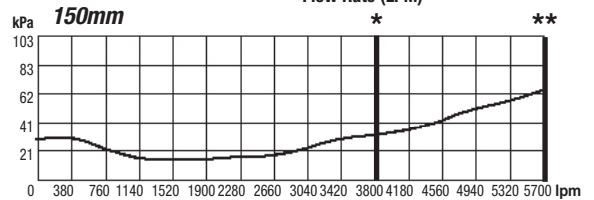
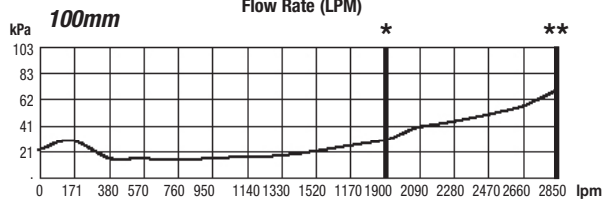
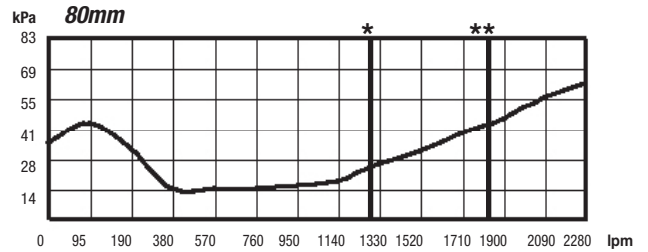
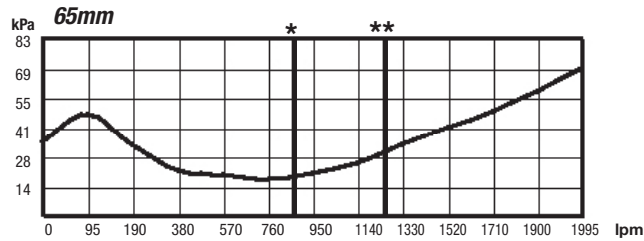
Pressure-Temperature

- Temperature Range: 0.5°C – 43°C
- Maximum Working Pressure: PN12 (1200kPa)

Approvals

- WMKA1527





Models

Model NO.	Description
2000SS-065-TE	65MM DCV STAINLESS STEEL TABLE E
2000SS-080-TE	80MM DCV STAINLESS STEEL TABLE E
2000SS-100-TE	100MM DCV STAINLESS STEEL TABLE E
2000SS-100-TD	100MM DCV STAINLESS STEEL TABLE D
2000SS-150-TE	150MM DCV STAINLESS STEEL TABLE E
2000SS-150-TD	150MM DCV STAINLESS STEEL TABLE D
2000SS-200-TE	200MM DCV STAINLESS STEEL TABLE E
2000SS-250-TE	250MM DCV STAINLESS STEEL TABLE E
2000SS-300-TE	300MM DCV STAINLESS STEEL TABLE E
2000SS-065-LBS	65MM DCV STAINLESS STEEL C/W LEVER BUTTERFLY & STRAINER
2000SS-080-LBS	80MM DCV STAINLESS STEEL C/W LEVER BUTTERFLY & STRAINER
2000SS-100-LBS	100MM DCV STAINLESS STEEL C/W LEVER BUTTERFLY & STRAINER
2000SS-100-LBS-TD	100MM DCV STAINLESS STEEL C/W LEVER BUTTERFLY & STRAINER TABLE D
2000SS-150-LBS	150MM DCV STAINLESS STEEL C/W LEVER BUTTERFLY & STRAINER
2000SS-150-LBS-TD	150MM DCV STAINLESS STEEL C/W LEVER BUTTERFLY & STRAINER TABLE D
2000SS-065-GBS	65MM DCV STAINLESS STEEL C/W GEARED BUTTERFLY & STRAINER
2000SS-080-GBS	80MM DCV STAINLESS STEEL C/W GEARED BUTTERFLY & STRAINER
2000SS-100-GBS	100MM DCV STAINLESS STEEL C/W GEARED BUTTERFLY & STRAINER
2000SS-100-GBS-TD	100MM DCV STAINLESS STEEL C/W GEARED BUTTERFLY & STRAINER TABLE D
2000SS-150-GBS	150MM DCV STAINLESS STEEL C/W GEARED BUTTERFLY & STRAINER
2000SS-150-GBS-TD	150MM DCV STAINLESS STEEL C/W GEARED BUTTERFLY & STRAINER TABLE D
2000SS-200-GBS	200MM DCV STAINLESS STEEL C/W GEARED BUTTERFLY & STRAINER
2000SS-250-GBS	250MM DCV STAINLESS STEEL C/W GEARED BUTTERFLY & STRAINER
2000SS-300-GBS	300MM DCV STAINLESS STEEL C/W GEARED BUTTERFLY & STRAINER

Typical Installation

Model Series 2000SS-AUS Double Check Valve should be installed with adequate clearance and easy accessibility for testing and maintenance and must be protected from freezing. Local codes shall govern installation requirements.

For DN200–DN300 backflow preventers, a 150mm length spacer piece is required between the downstream side of the device and the butterfly valve. This will prevent contact between the check valve of the backflow preventer and the butterfly valve disc during operation.

Fittings such as end connectors intended to join alternative pipe systems made from other materials (e.g. plastics) shall also conform to the relevant dimensional and performance requirements of the appropriate Australian, New Zealand, or joint Australian/New Zealand Standard for the alternative pipe system.

Test the assembly at initial installation, after servicing or maintenance to AS/NZS2845.3 and local regulatory authority requirements.